







AOUAGEM®



InverEasy

Tailored For Replacement Market

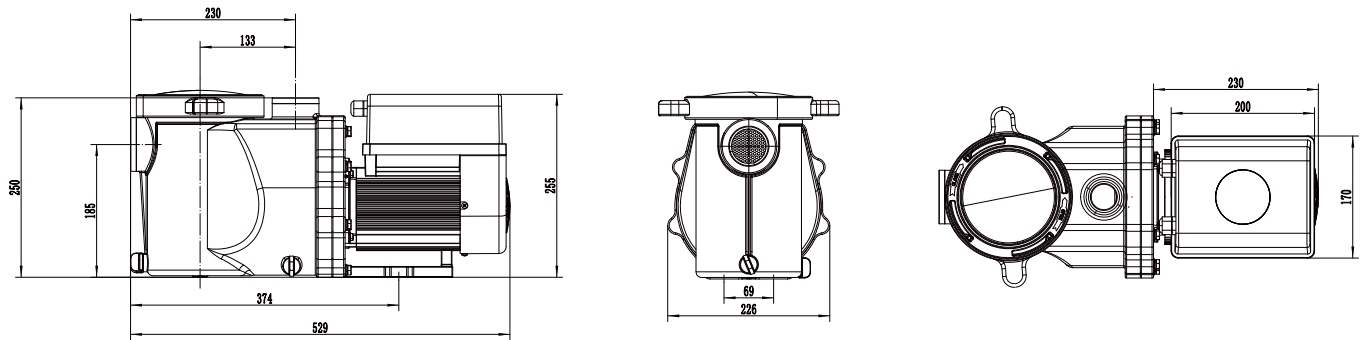
-  10 Times Saving
-  Noise Down to 36dB(A)
-  IE4 Motor
-  Compatible With Automatic Valve iWash
-  Speed Limit Available
-  Skimmer Mode Available



TECHNICAL PARAMETER

Model	Inlet / outlet size	Rec. inlet/outlet union size(mm)	P1 max (KW)	Voltage (V/Hz)	Qmax (m ³ /h)	Hmax (m)	Circulation Flow(m ³ /h)	
							8m	10m
DK10	1½/1½	50/50	0.50	230 / 50	20.0	14.0	11.5	9.0
DK15	1½/1½	50/50	0.66		21.0	15.0	15.0	11.0
DK19	2/1½	63/50	0.80		23.5	17.0	19.0	14.5
DK23	2/1½	63/50	1.10		27.0	19.0	25.0	20.0
DK28	2/1½	63/63	1.50		31.0	20.5	30.0	28.0

OVERALL DIMENSION



PERFORMANCE CURVE

